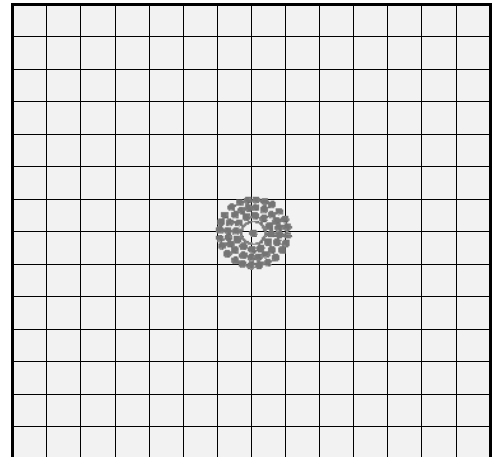


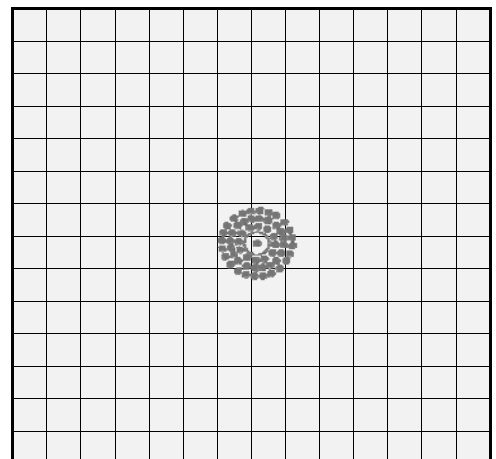
ADF-1 EXERCICES

Dalle informazioni del ADF e della bussola disegnare la linea di posizione attuale

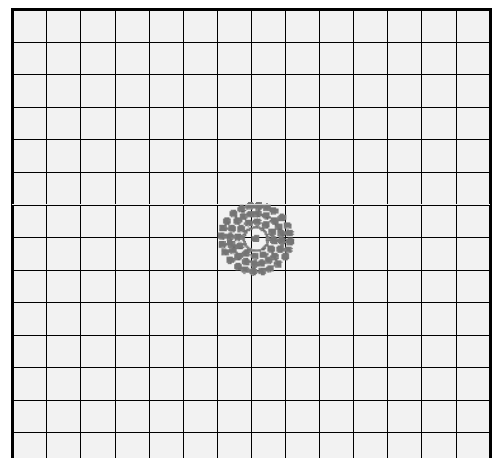
ES-1



ES-2

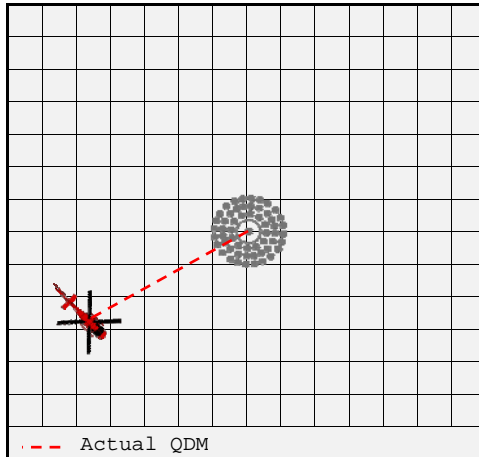


ES-3



ADF-1 SOLUTION

ES-1

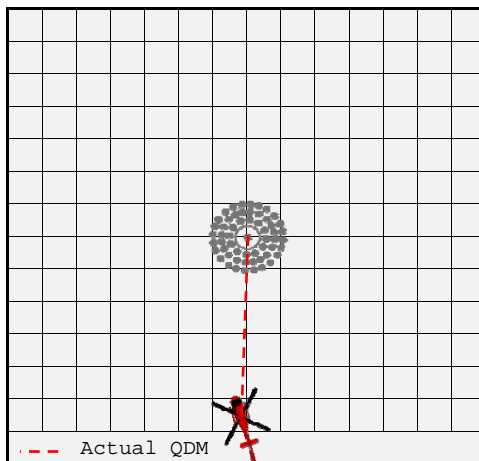


Actual QDM : 60 [°]

Actual HDG : 135 [°]

Needle angle : -75 [°]
(Bearing)

ES-2

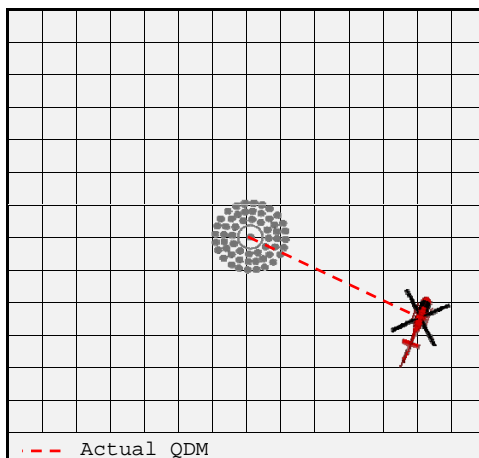


Actual QDM : 3 [°]

Actual HDG : 342 [°]

Needle angle : 21 [°]
(Bearing)

ES-3



Actual QDM : 64 [°]

Actual HDG : 20 [°]

Needle angle : -84 [°]
(Bearing)