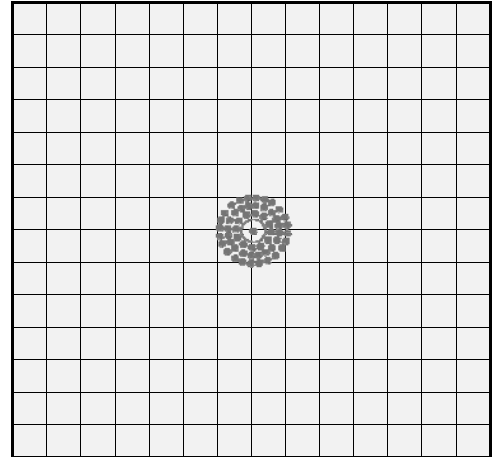


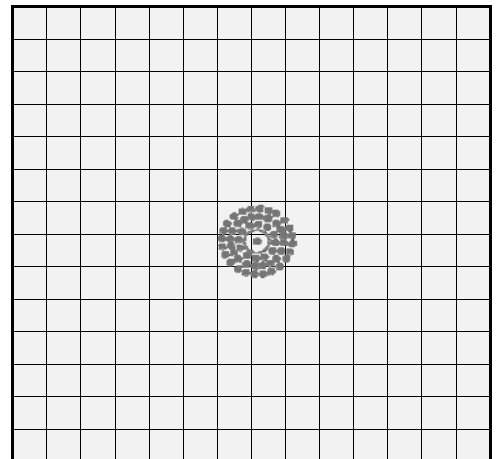
**ADF-1 ESERCICES**

Dalle informazioni del ADF e della bussola disegnare la linea di posizione attuale

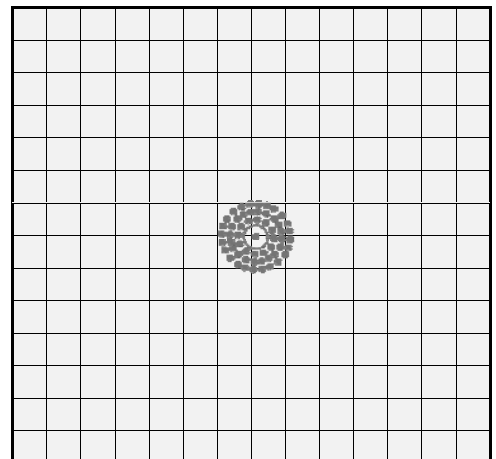
ES-1



ES-2

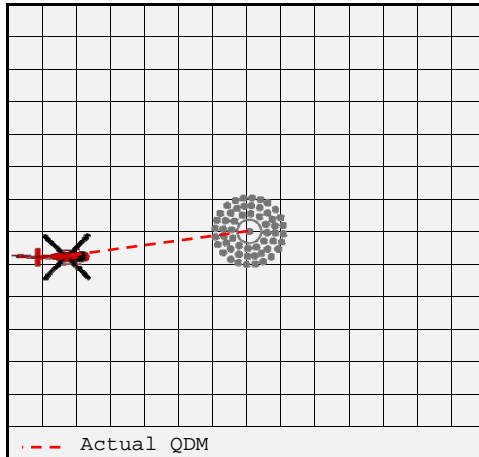


ES-3



**ADF-1 SOLUTION**

ES-1

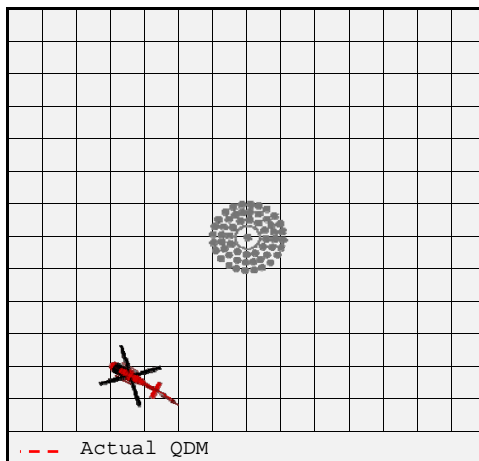


Actual QDM : 82 [°]

Actual HDG : 89 [°]

Needle angle : -7 [°]  
(Bearing)

ES-2

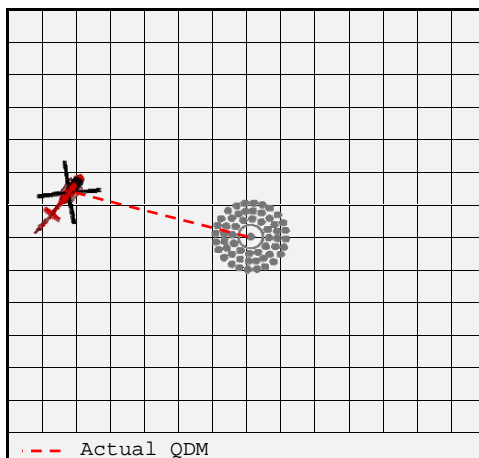


Actual QDR : 220 [°]

Actual HDG : 244 [°]

Needle angle : 0 [°]  
(Bearing)

ES-3



Actual QDM : 75 [°]

Actual HDG : 38 [°]

Needle angle : 37 [°]  
(Bearing)