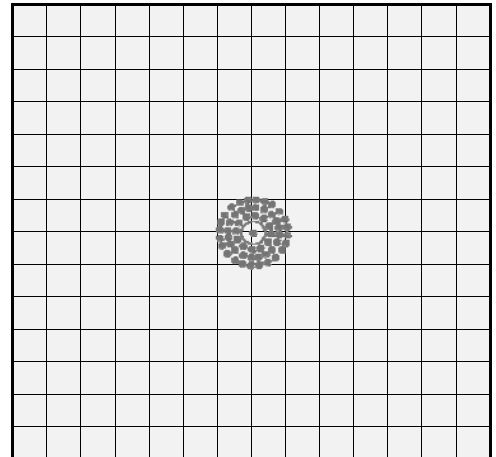


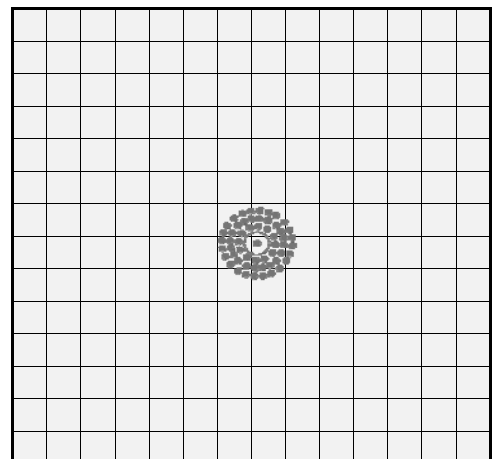
ADF-1 EXERCICES

Dalle informazioni del ADF e della bussola disegnare la linea di posizione attuale

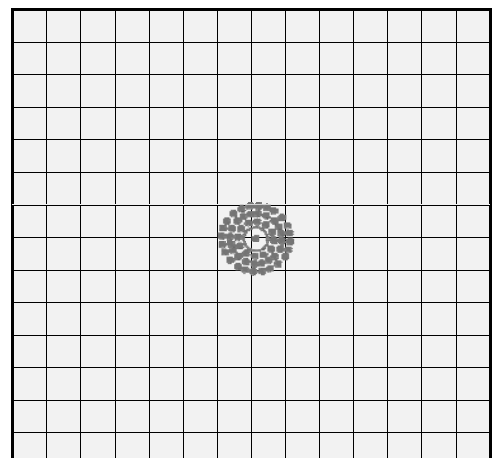
ES-1



ES-2

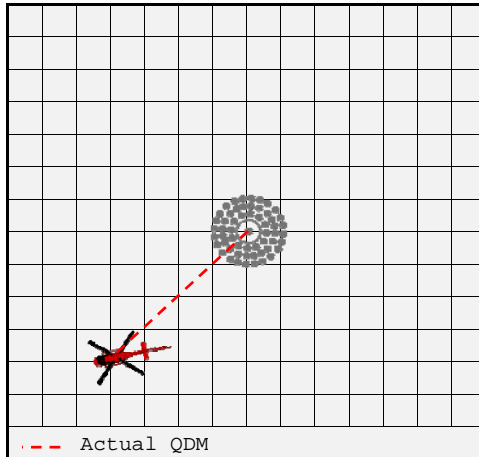


ES-3



ADF-1 SOLUTION

ES-1

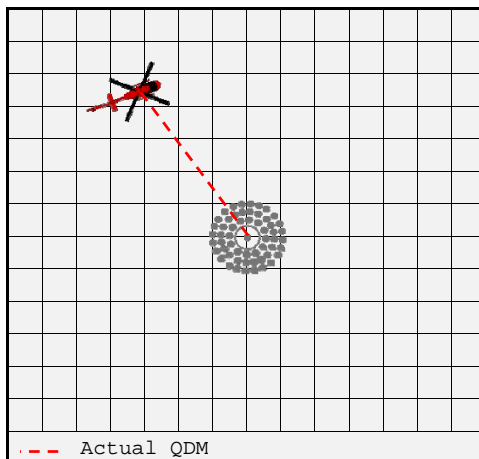


Actual QDR : 226 [°]

Actual HDG : 257 [°]

Needle angle : 149 [°]
(Bearing)

ES-2

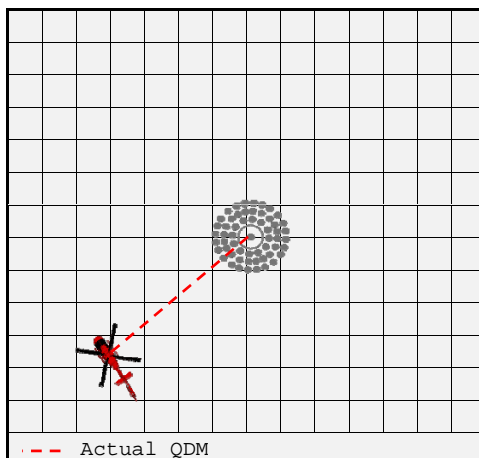


Actual QDM : 144 [°]

Actual HDG : 68 [°]

Needle angle : 76 [°]
(Bearing)

ES-3



Actual QDR : 311 [°]

Actual HDG : 326 [°]

Needle angle : 165 [°]
(Bearing)